

# CICFLEX® – CY

**CABLE UNIPOLAIRE  
SOUPLE - BLINDE**

**0.6 / 1.0 kV**

**SINGLE CORE CABLE  
FLEXIBLE - SHIELDED**

Température maxi au conducteur : 90°C

Maximum conductor temperature : 90°C

<p><b>1 -Ame</b> Cuivre nu souple - IEC 228 classe 5</p> <p><b>2 -Isolation</b> PR – polyéthylène réticulé</p> <p><b>3 -Gaine intermédiaire</b> PVC noire</p> <p><b>4 -Blindage / CEM</b> Tresse cuivre rouge (couverture : approx. 80%)</p> <p><b>5 -Gaine extérieure</b> PVC spécial – Non propagateur de l'incendie IEC 332-3 - noir</p>		<p><b>1 -Conductor</b> Bare copper flexible - IEC 228 Class 5</p> <p><b>2 -Insulation</b> XLPE – cross-linked polyethylene</p> <p><b>3 -Innersheath</b> Black PVC</p> <p><b>3 -Screen / CEM</b> Bare copper braid (coverage: approx. 80%)</p> <p><b>5 -Outer sheath</b> Special PVC – Fire retardant IEC 332-3 colour : black</p>
-----------------------------------------------------------------------------------------------------------------------------------------------------------------------------------------------------------------------------------------------------------------------------------------------------------------------------------------------------------------------------	------------------------------------------------------------------------------------	-------------------------------------------------------------------------------------------------------------------------------------------------------------------------------------------------------------------------------------------------------------------------------------------------------------------------------------------------------------------







• **Rayon de courbure**

Utilisation fixe :  $\rho = 5 \times \varnothing$ .  
Utilisation mobile :  $\rho = 10 \times \varnothing$ .

• **Bending radius**

Fixed installation :  $\rho = 5 \times \varnothing$ .  
Mobile installation:  $\rho = 10 \times \varnothing$ .

Section (mm <sup>2</sup> )	Diamètre extérieur <i>Outer diameter</i> Approx. (mm)	Chute de tension <i>Voltage drop</i> V/A.Km	Poids de cuivre <i>Copper index</i> (Kg/km)	Intensité Admissible <i>Permissible Current rating</i> (A)		Masse <i>Weight</i> Approx (Kg/km)
				Enterré 20°C <i>Buried</i>	Air libre 30°C <i>free air</i>	
1 x 50	16,5	0,860	555	144	207	675
1 x 70	18,6	0,603	776	178	268	905
1 x 95	20,2	0,457	1028	211	328	1150
1 x 120	23,1	0,357	1282	240	383	1460
1 x 150	25,1	0,286	1410	271	444	1610
1 x 185	27,9	0,235	1935	304	510	2180
1 x 240	32,4	0,178	2526	351	607	2815
1 x 300	35,2	0,142	3145	396	703	3460

 <i>mobile</i> : -5 ; +70 °C <i>fixed</i> : -20 ; +70 °C	 Bon <i>Good</i>	 Bon <i>Good</i>	 Bon <i>Good</i>	FLAME RETARDANT  IEC 332-1 EN 50265-2-1	
---------------------------------------------------------------------------------------------------------------------------------------------------	-----------------------------------------------------------------------------------------------------------	-----------------------------------------------------------------------------------------------------------	-----------------------------------------------------------------------------------------------------------	---------------------------------------------------------------------------------------------------------------------------------------	---------------------------------------------------------------------------------------